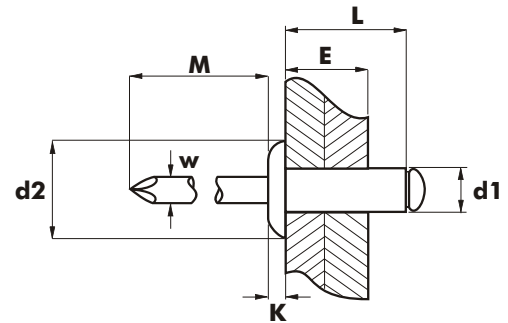
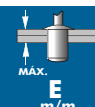



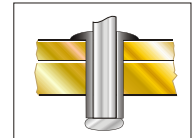
# STAINLESS STEEL A4 DOME HEAD





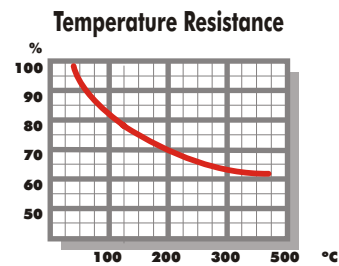
**BODY: Stainless Steel 316**  
**MANDREL: Stainless Steel 316**



d1 Ø m/m	L m/m	d2 Ø m/m	K m/m	W Ø m/m	M MÍN. m/m	I m/m	 MAX. E m/m		COD.
<b>3,2</b>	<b>6</b>	<b>6,20</b>	1,00	2,10	30,0			3,30	01340 00 3206
	<b>8</b>								01340 00 3208
	<b>10</b>								01340 00 3210
	<b>12</b>								01340 00 3212



d1 Ø m/m	 (N)	 (N)
<b>3,2</b>	2.500	2.750



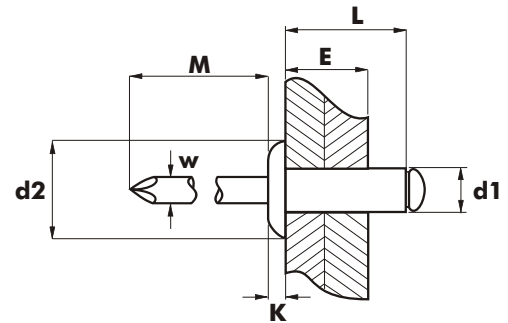
**RAL**



More sizes 


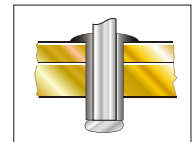
# STAINLESS STEEL A4 DOME HEAD


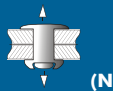


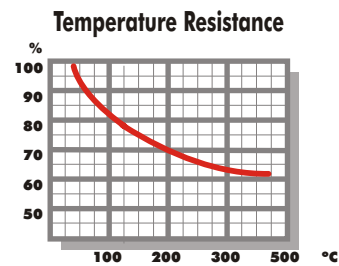
**BODY: Stainless Steel 316**  
**MANDREL: Stainless Steel 316**



d1 Ø m/m	L m/m	d2 Ø m/m	K m/m	W Ø m/m	M MIN. m/m	I m/m	 MAX. E m/m		COD.
<b>4,0</b>	<b>6</b>	<b>8,00</b>	1,30	2,40	30,0			4,10	01340 00 4006
	<b>8</b>								01340 00 4008
	<b>10</b>								01340 00 4010
	<b>12</b>								01340 00 4012
	<b>14</b>								01340 00 4014
<b>4,8</b>	<b>8</b>	<b>8,70</b>	1,40	3,10	30,0			4,90	01340 00 4808
	<b>10</b>								01340 00 4810
	<b>12</b>								01340 00 4812
	<b>14</b>								01340 00 4814



d1 Ø m/m	 (N)	 (N)
<b>4,0</b>	3.500	4.000
<b>4,8</b>	4.500	5.500



**RAL**

More sizes 