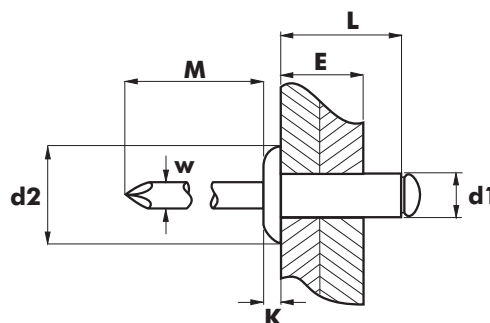




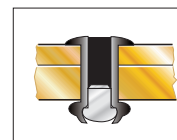
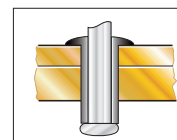
COPPER/BRONZE DOME HEAD





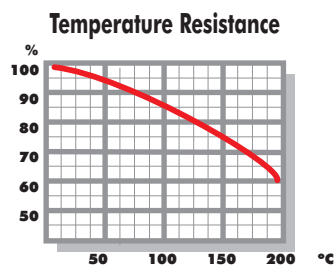
BODY: Copper
MANDREL: Bronze

UNE - EN ISO 15982

d1 Ø m/m	L m/m	d2 Ø m/m	K m/m	W Ø m/m	M MIN. m/m	I m/m	 MAX. E m/m		COD.
4,0	6	8,0	1,00	2,40	30,0	7,60	1,5 - 3,0	4,10	01400 00 4006
	8								01400 00 4008
	10								01400 00 4010
	12								01400 00 4012



d1 Ø m/m	 (N)	 (N)
4,0	1.400	2.000



RAL

More sizes 