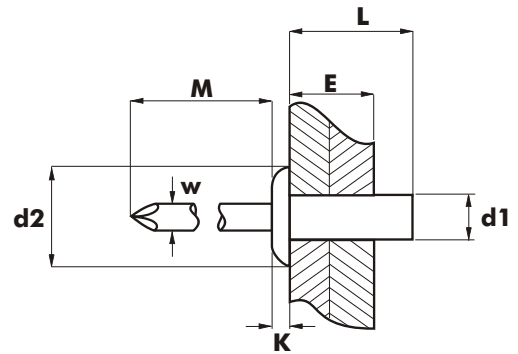
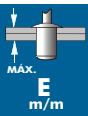



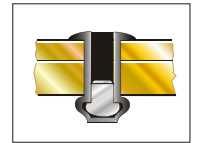
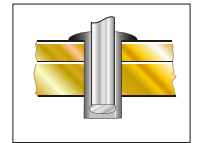
ALUMINIUM/ALUMINIUM SEALED DOME HEAD





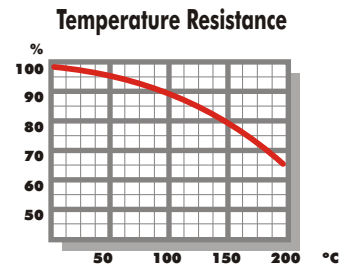
BODY: Aluminium Al Mg
MANDREL: Aluminium Al Mg 5

UNE - EN ISO 15975

d1 Ø m/m	L m/m	d2 Ø m/m	K m/m	W Ø m/m	M MÍN. m/m	 E m/m		COD.
3,2	8,0 9,5	6,35	1,40	1,80	30,0	0,5 - 2,0 2,0 - 5,0	3,30	01190 00 3208 01190 00 3209



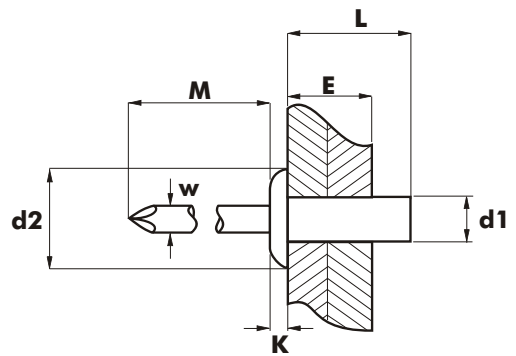
d1 Ø m/m	 (N)	 (N)
3,2	490	450



RAL



More sizes 

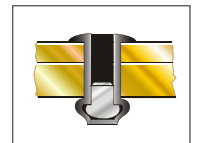
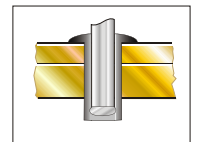
ALUMINIUM/ALUMINIUM SEALED DOME HEAD


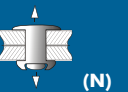


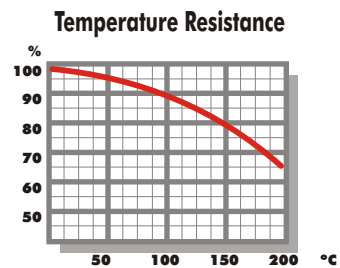
BODY: Aluminium Al Mg
MANDREL: Aluminium Al Mg 5

UNE - EN ISO 15975

d1 Ø m/m	L m/m	d2 Ø m/m	K m/m	W Ø m/m	M MÍN. m/m	 E m/m		COD.
4,0	9,5	8,0	1,70	2,20	30,0	3,5 - 5,0	4,10	01190 00 4010
	12,5							01190 00 4013
4,8	9,5	9,5	2,00	2,65	30,0	3,5 - 5,0	4,90	01190 00 4809
	11,5							01190 00 4811
	12,5							01190 00 4812
	14,5							01190 00 4814
	18,0							01190 00 4818



d1 Ø m/m	 (N)	 (N)
4,0	710	580
4,8	1.100	940



RAL

More sizes 