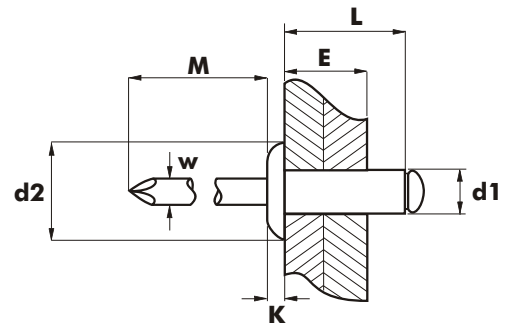




# ALUMINIUM TUBE STANDARD DOME HEAD

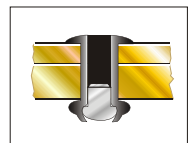
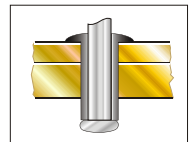



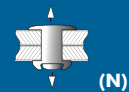
**BODY: Aluminium Al Mg 3,5**  
**MANDREL: Steel Zincoated**

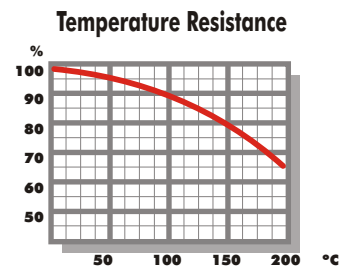


UNE - EN ISO 15977

d1 Ø m/m	L m/m	d2 Ø m/m	K m/m	W Ø m/m	M MÍN. m/m	I m/m	 MAX. E m/m		COD.
<b>4,0</b>	<b>35</b>	<b>7,6</b>	1,20	2,10	30,0	36,50	26,5 - 31,5	4,10	01050 00 4035
	<b>40</b>								41,50



d1 Ø m/m	 (N)	 (N)
<b>4,0</b>	800	980



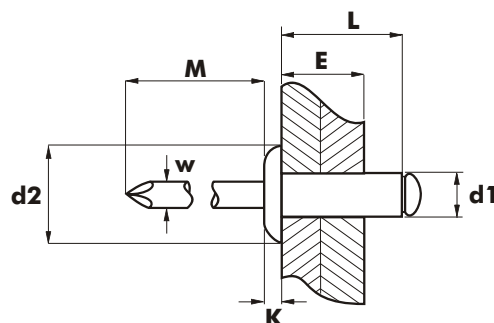
<b>RAL</b>	9010 9005
------------	--------------

More sizes 



# ALUMINIUM TUBE STANDARD DOME HEAD

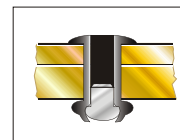
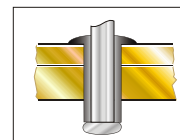



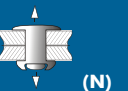
**BODY: Aluminium Al Mg 3,5**  
**MANDREL: Steel Zincoated**

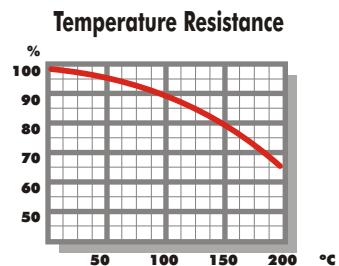


UNE - EN ISO 15977

d1 Ø m/m	L m/m	d2 Ø m/m	K m/m	W Ø m/m	M MIN. m/m	I m/m	 MAX. E m/m		COD.
<b>5,0</b>	<b>40</b>	<b>9,30</b>	1,50	2,73	30,0	42,00	30,0 - 35,0	5,10	01050 00 5040
	<b>45</b>					47,00	35,0 - 40,0		01050 00 5045
	<b>50</b>					52,00	40,0 - 45,0		01050 00 5050
	<b>55</b>					57,00	45,0 - 50,0		01050 00 5055
	<b>60</b>					62,00	50,0 - 55,0		01050 00 5060
	<b>65</b>					67,00	55,0 - 60,0		01050 00 5065
	<b>70</b>					72,00	60,0 - 65,0		01050 00 5070
	<b>75</b>					77,00	65,0 - 70,0		01050 00 5075
	<b>80</b>					82,00	70,0 - 75,0		01050 00 5080
	<b>90</b>					92,00	75,0 - 85,0		01050 00 5090
	<b>100</b>					102,00	85,0 - 95,0		01050 00 50100
	<b>110</b>					112,00	95,0 - 105,0		01050 00 50110
	<b>120</b>					122,00	105,0 - 115,0		01050 00 50120
	<b>130</b>					132,00	115,0 - 125,0		01050 00 50130
	<b>140</b>					142,00	125,0 - 135,0		01050 00 50140
	<b>150</b>					152,00	135,0 - 145,0		01050 00 50150
	<b>160</b>					162,00	145,0 - 155,0		01050 00 50160
	<b>170</b>					172,00	155,0 - 165,0		01050 00 50170
	<b>180</b>					182,00	165,0 - 175,0		01050 00 50180
<b>190</b>	192,00	175,0 - 185,0	01050 00 50190						



d1 Ø m/m	 (N)	 (N)
<b>5,0</b>	2.000	2.750



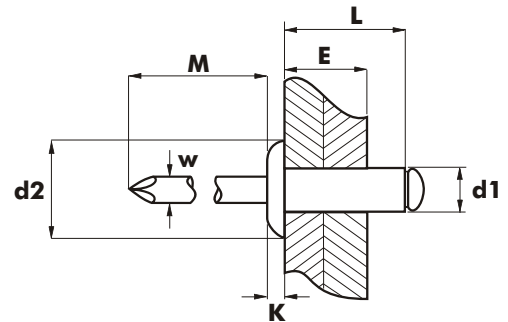
**RAL** 9010 9005

More sizes 



# ALUMINIUM TUBE STANDARD DOME HEAD

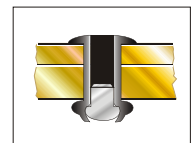
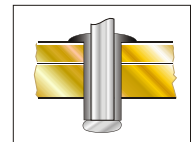



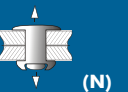
**BODY: Aluminium Al Mg 3,5**  
**MANDREL: Steel Zincoated**

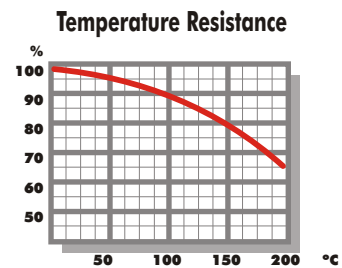


UNE - EN ISO 15977

d1 Ø m/m	L m/m	d2 Ø m/m	K m/m	W Ø m/m	M MIN. m/m	I m/m	 MAX. E m/m		COD.
<b>6,4</b>	<b>80</b>	<b>13,0</b>	2,00	3,60	30,0	82,50	42,0 - 73,0	6,50	01050 00 6480
	<b>100</b>				102,50	73,0 - 93,0	01050 00 64100		
	<b>120</b>				122,50	93,0 - 113,0	01050 00 64120		
	<b>150</b>				152,50	113,0 - 143,0	01050 00 64150		
	<b>175</b>				177,50	143,0 - 168,0	01050 00 64175		



d1 Ø m/m	 (N)	 (N)
<b>6,4</b>	2.450	3.400



**RAL**

More sizes 