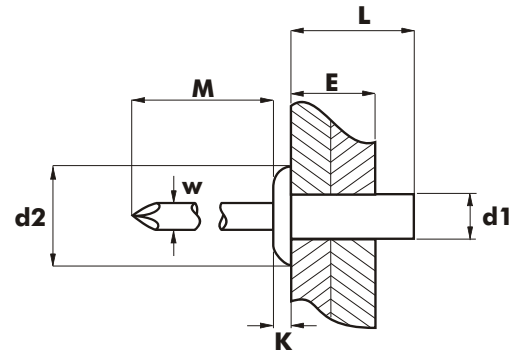



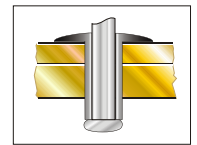



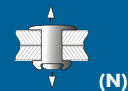
ALUMINIUM/STAINLESS STEEL SEALED DOME HEAD

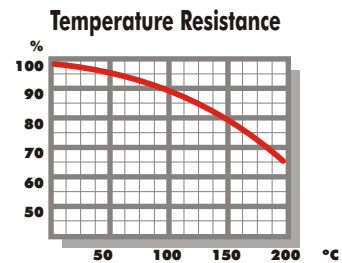


BODY: Aluminium Al Mg 5
MANDREL: Stainless Steel 304

d1 Ø m/m	L m/m	d2 Ø m/m	K m/m	W Ø m/m	M MÍN. m/m	 MAX. E m/m		COD.
3,2	6,5	6,0	0,80	1,70	30,0	0,5 - 2,0	3,30	01119 00 3207
	8,0					2,0 - 3,5		01119 00 3208
	9,5					3,5 - 5,0		01119 00 3209
	12,5					6,5 - 8,0		01119 00 3212

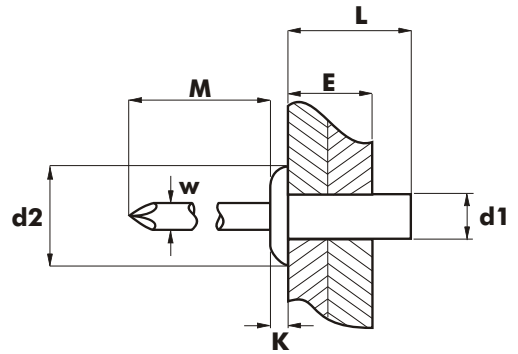


d1 Ø m/m	 (N)	 (N)
3,2	1.160	1.400

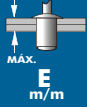



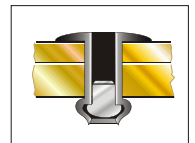
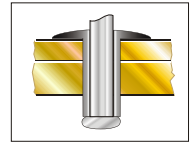
RAL


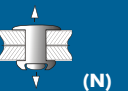
ALUMINIUM/STAINLESS STEEL SEALED DOME HEAD

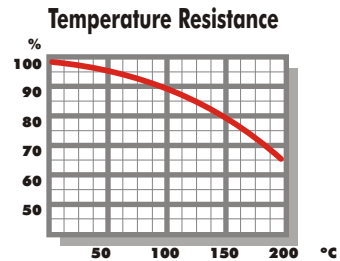


BODY: Aluminium Al Mg 5
MANDREL: Stainless Steel 304

d1 Ø m/m	L m/m	d2 Ø m/m	K m/m	W Ø m/m	M m/m	 E m/m		COD.
4,0	8,0	8,0	1,30	2,20	30,0	0,5 - 3,5	4,10	01119 00 4008
	9,5					3,5 - 5,0		01119 00 4010
	11,0					5,0 - 6,5		01119 00 4011
	12,5					6,5 - 8,0		01119 00 4013
4,8	8,0	9,5	1,50	2,65	30,0	0,5 - 3,5	4,90	01119 00 4808
	9,5					3,5 - 5,0		01119 00 4810
	11,0					5,0 - 6,5		01119 00 4811
	13,0					6,5 - 8,0		01119 00 4813
	14,5					8,0 - 9,5		01119 00 4814
	16,0					9,5 - 11,0		01119 00 4816
	18,0					11,0 - 13,0		01119 00 4818
	21,0					13,0 - 16,0		01119 00 4821



d1 Ø m/m	 (N)	 (N)
4,0	1.860	2.500
4,8	2.400	3.400



RAL